





District Health Assessment for Multiple District 301 through January 2025

		Clubs							Membership							Member Strength		Cancellation		Reports			Finance	Leadership			
District Name	Status/ Number of Months in Status *	Active Clubs	Clubs in Status Quo	Total Clubs	% Status Quo Clubs in Financial Suspension	New Clubs	Cancelled Clubs	YTD Net Club Gain/Loss	Current Members In Active Clubs	Current Members In Status Quo Clubs	Current Total Members Count	YTD Add	YTD Drop	YTD NetGrowth (includes Active and Status Quo)	YTD NetGrowth% (includes Active and Status Quo)	Member Count 12 Months Ago	Average Member Count Per Club	% of Clubs with less than 20 members	Average Cancelled Club Age	Members Lost Due to Cancelled Clubs	% of Clubs Reporting Service	% No MMR in 3 Months	% No Officer Report in 12 months	% of Clubs with balance 90+ days	Number of Zone Chairs Recorded	Number of Region Chairs Recorded	District Officers Vacancies **
301A2	T(24)	92	1	93	100%	1	9	-8	3330	24	3354	387	432	-45	-1.32%	3,369	36	16%	24	230	78%	39%	3%	12%	30	13	
301A3		32	0	32	0%	0	1	-1	989	0	989	63	85	-22	-2.18%	1,035	31	25%	7	0	59%	53%	19%	16%	9	3	
301A4	T(19)	32	0	32	0%	0	0	0	1115	0	1115	75	71	4	0.36%	1,140	35	19%	0	0	41%	59%	3%	31%	16	8	
301 B1		46	0	46	0%	3	1	2	1384	0	1384	230	134	96	7.45%	1,208	30	33%	10	23	100%	43%	0%	9%	14	8	
301 B2		40	0	40	0%	1	3	-2	1255	0	1255	201	169	32	2.62%	1,306	31	23%	21	48	55%	38%	5%	18%	13	6	
301 C		55	0	55	0%	6	1	5	1976	0	1976	550	163	387	24.35%	1,663	36	18%	5	7	89%	29%	0%	16%	11	4	
301D1		62	0	62	0%	5	2	3	1598	0	1598	249	224	25	1.59%	1,624	26	37%	1	90	52%	35%	2%	13%	14	7	
301D2		82	1	83	100%	2	16	-14	1823	1	1824	154	863	-709	-27.99%	2,127	22	47%	7	349	22%	40%	20%	37%	14	5	
301 E		54	0	54	0%	9	8	1	2120	0	2120	510	371	139	7.02%	1,729	39	13%	22	154	57%	44%	4%	19%	18	1	
		495	2	497	100%	27	41	-14	15590	25	15615	2419	2512	-93	-0.59%	15,201	32	27%	14	901	61%	41%	6%	19%	139	55	



District Health Assessment for Multiple District 308 through January 2025

	Clubs								Membership							Member Strength		Cancellation		Reports			Finance	Leadership			
	Status/ Number of Months in Status *	Active Clubs	Clubs in Status Quo	Total Clubs	% Status Quo Clubs in Financial Suspension	New Clubs	Cancelled Clubs	YTD Net Club Gain/ Loss	Current Members In Active Clubs	Current Members In Status Quo Clubs	Current Total Members Count	YTD Add	YTD Drop	YTD NetGrowth (includes Active and Status Quo)	YTD NetGrowth% (includes Active and Status Quo)	Member Count 12 Months Ago	Average Member Count Per Club	% of Clubs with less than 20 members	Average Cancelled Club Age	Members Lost Due to Cancelled Clubs	% of Clubs Reporting Service	% No MMR in 3 Months	% No Officer Report in 12 months	% of Clubs with balance 90+ days	Number of Zone Chairs Recorded	Number of Region Chairs Recorded	District Officers Vacancies **
308 A2		94	0	94	0%	0	2	-2	2708	0	2708	223	83	140	5.45%	2,613	29	27%	19	6	80%	60%	1%	1%	20	8	
308 B1		69	0	69	0%	1	4	-3	1981	0	1981	194	143	51	2.64%	2,037	29	32%	7	65	84%	42%	0%	4%	15	6	
308 B2		130	1	131	100%	2	6	-4	3849	22	3871	366	279	87	2.30%	3,999	30	37%	4	97	77%	49%	1%	10%	26	9	
308 B3		65	0	65	0%	2	0	2	2336	0	2336	307	76	231	10.97%	2,132	36	15%	0	0	97%	38%	2%	14%	15	7	
		358	1	359	100%	5	12	-7	10874	22	10896	1090	581	509	4.90%	10,781	30	29%	7	168	83%	48%	1%	7%	76	30	




District Health Assessment for Multiple District 310 through January 2025

		Clubs							Membership							Member Strength		Cancellation		Reports			Finance	Leadership			
District Name	Status/ Number of Months in Status *	Active Clubs	Clubs in Status Quo	Total Clubs	% Status Quo Clubs in Financial Suspension	New Clubs	Cancelled Clubs	YTD Net Club Gain/ Loss	Current Members In Active Clubs	Current Members In Status Quo Clubs	Current Total Members Count	YTD Add	YTD Drop	YTD NetGrowth (includes Active and Status Quo)	YTD NetGrowth% (includes Active and Status Quo)	Member Count 12 Months Ago	Average Member Count Per Club	% of Clubs with less than 20 members	Average Cancelled Club Age	Members Lost Due to Cancelled Clubs	% of Clubs Reporting Service	% No MMR in 3 Months	% No Officer Report in 12 months	% of Clubs with balance 90+ days	Number of Zone Chairs Recorded	Number of Region Chairs Recorded	District Officers Vacancies **
310 A1	T(24)	47	0	47	0%	1	0	1	741	0	741	92	119	-27	-3.52%	746	16	68%	0	0	40%	38%	9%	9%	10	4	
310 A2	T(23)	41	0	41	0%	1	3	-2	1157	0	1157	164	126	38	3.40%	1,116	28	39%	4	18	63%	32%	0%	29%	0	0	GLT
310 B	T(20)	39	0	39	0%	1	0	1	1227	0	1227	97	52	45	3.81%	1,229	31	21%	0	0	51%	46%	5%	8%	9	3	
310 C	T(24)	42	0	42	0%	0	1	-1	1127	0	1127	81	91	-10	-0.88%	1,168	27	40%	9	12	64%	60%	0%	31%	10	0	GMT,GST
310 D		71	0	71	0%	2	1	1	1465	0	1465	180	118	62	4.42%	1,362	21	46%	3	0	10%	62%	1%	3%	16	8	
310 E		65	0	65	0%	2	0	2	1252	0	1252	159	129	30	2.45%	1,300	19	57%	0	0	22%	55%	0%	8%	14	7	
		305	0	305	0%	7	5	2	6969	0	6969	773	635	138	2.02%	6,921	23	47%	5	30	37%	50%	2%	13%	59	22	




District Health Assessment for District 204 through January 2025

		Clubs							Membership							Member Strength		Cancellation		Reports			Finance	Leadership			
District Name	Status/ Number of Months in Status *	Active Clubs	Clubs in Status Quo	Total Clubs	% Status Quo in Financial Suspension	New Clubs	Cancelled Clubs	YTD Net Club Gain/ Loss	Current Members In Active Clubs	Current Members In Status Quo Clubs	Current Total Members Count	YTD Add	YTD Drop	YTD NetGrowth (includes Active and Status Quo)	YTD NetGrowth% (includes Active and Status Quo)	Member Count 12 Months Ago	Average Member Count Per Club	% of Clubs with less than 20 members	Average Cancelled Club Age	Members Lost Due to Cancelled Clubs	% of Clubs Reporting Service	% No MMR in 3 Months	% No Officer Report in 12 months	% of Clubs with balance 90+ days	Number of Zone Chairs Recorded	Number of Region Chairs Recorded	District Officers Vacancies **
204	P	38	1	39	100%	7	0	7	1268	18	1286	300	127	173	15.54%	1,083	33	21%	0	0	82%	41%	0%	10%	9	3	
		38	1	39	100%	7	0	7	1268	18	1286	300	127	173	15.54%	1,083	34	21%	0	0	82%	41%	0%	10%	9	3	



District Health Assessment for District 309 through January 2025

		Clubs							Membership							Member Strength		Cancellation		Reports			Finance	Leadership			
District Name	Status/ Number of Months in Status *	Active Clubs	Clubs in Status Quo	Total Clubs	% Status Quo Clubs in Financial Suspension	New Clubs	Cancelled Clubs	YTD Net Club Gain/ Loss	Current Members In Active Clubs	Current Members In Status Quo Clubs	Current Total Members Count	YTD Add	YTD Drop	YTD NetGrowth (includes Active and Status Quo)	YTD NetGrowth% (includes Active and Status Quo)	Member Count 12 Months Ago	Average Member Count Per Club	% of Clubs with less than 20 members	Average Cancelled Club Age	Members Lost Due to Cancelled Clubs	% of Clubs Reporting Service	% No MMR in 3 Months	% No Officer Report in 12 months	% of Clubs with balance 90+ days	Number of Zone Chairs Recorded	Number of Region Chairs Recorded	District Officers Vacancies **
309		107	3	110	100%	2	0	2	3375	26	3401	443	265	178	5.52%	3,301	32	44%	0	0	45%	56%	7%	9%	27	9	
		107	3	110	100%	2	0	2	3375	26	3401	443	265	178	5.52%	3,301	32	44%	0	0	45%	56%	7%	9%	27	9	



District Health Assessment for Ident 5843 - CAMBODIA,KINGDOM OF - UND through January 2025

Status/ District Number Name of Months in Status *		Clubs							Membership							Member Strength		Cancellation		Reports			Finance		Leadership		
		Active Clubs	Clubs in Status Quo	Total Clubs	% Status Quo Clubs in Financial Suspension	New Clubs	Cancelled Clubs	YTD Net Club Gain/Loss	Current Members In Clubs	Current Members In Status Quo Clubs	Current Total Members Count	YTD Add	YTD Drop	YTD NetGrowth (includes Active and Status Quo)	YTD NetGrowth% (includes Active and Status Quo)	Member Count 12 Months Ago	Average Member Count Per Club	% of Clubs with less than 20 members	Average Cancelled Club Age	Members Lost Due to Cancelled Clubs	% of Clubs Reporting Service	% No MMR in 3 Months	% No Officer Report in 12 months	% of Clubs with balance 90+ days	Number of Zone Chairs Recorded	Number of Region Chairs Recorded	District Officers Vacancies **
Ident 5843 - CAMBODIA,KINGDOM OF		3	0	3	0%	0	0	0	69	0	69	16	15	1	1.47%	65	23	33%	0	0	33%	67%	0%	0%	0	0	
		3	0	3	0%	0	0	0	69	0	69	16	15	1	1.47%	65	23	33%	0	0	33%	67%	0%	0%	0	0	



District Health Assessment for Ident 5845 - REP OF THE UNION OF MYANMAR - UND through January 2025

Status/ District Name of Months in Status *		Clubs							Membership							Member Strength		Cancellation		Reports			Finance		Leadership		
		Active Clubs	Clubs in Status Quo	Total Clubs	% Status Quo in Financial Suspension	New Clubs	Cancelled Clubs	YTD Net Club Gain/ Loss	Current Members In Active Clubs	Current Members In Status Quo Clubs	Current Total Members Count	YTD Add	YTD Drop	YTD NetGrowth (includes Active and Status Quo)	YTD NetGrowth% (includes Active and Status Quo)	Member Count 12 Months Ago	Average Member Count Per Club	% of Clubs with less than 20 members	Average Cancelled Club Age	Members Lost Due to Cancelled Clubs	% of Clubs Reporting Service	% No MMR in 3 Months	% No Officer Report in 12 months	% of Clubs with balance 90+ days	Number of Zone Chairs Recorded	Number of Region Chairs Recorded	District Officers Vacancies **
Ident 5845 - REP OF THE UNION OF MYANMAR		1	0	1	0%	0	1	-1	20	0	20	0	20	-20	-50.00%	40	20	0%	6	20	0%	100%	0%	0%	0	0	
		1	0	1	0%	0	1	-1	20	0	20	0	20	-20	-50.00%	40	20	0%	6	20	0%	100%	0%	0%	0	0	

* - District Status: P - Provisional, T - Transitional.
** - District Officers Vacancies: DG - District Governor, 1st VDG - First Vice District Governor, 2nd VDG - Second Vice District Governor.